



GO DEEPER

Transform business with IT

Investor Presentation

Q2 FY 16

Product Engineering
Enterprise IT Services
Technology Infrastructure



DEPTH MAKES A DIFFERENCE

Sonata Vision

A world class firm
that is a benchmark for
Catalyzing Business
Transformation for our Clients,
Fulfilling Employee Aspirations &
Caring for our wider Community

through Depth of:
Thought Leadership
Customer Centricity
Execution Excellence



For the Customers

IT Partner of choice for transformation
thru deeper industry, technology &
customer focus

For the Employee

A fun & fearless environment where
the potential & passion for work
flourishes

For the Community

CSR initiatives to support IT needs of
projects with Social impact

Sonata Software – Corporate Structure

Sonata Software Limited

Reporting Segment	International IT Services								Domestic Products & Services
Legal Entities	Sonata Software Ltd	Sonata Europe Ltd	Sonata Software GmbH	Sonata FZ LLC	Sonata Software North America	Sonata Software Qatar	Rezopia Inc.	Halosys	Sonata Information Technology Ltd
Geography	India	UK	Germany	Dubai	USA	Qatar	USA	USA	India
Nature of Business	<ul style="list-style-type: none"> IT Consulting RIM Offshore IT Software Development 	<ul style="list-style-type: none"> Software Service & Devp. 	<ul style="list-style-type: none"> Program Mgmt. for TUI 	<ul style="list-style-type: none"> Sales & Marketing Account Mgmt. Program Mgmt. 	<ul style="list-style-type: none"> Sales & Marketing Account Mgmt. Program Mgmt. Onsite IT Services 	<ul style="list-style-type: none"> Sales & Marketing Account Mgmt. Program Mgmt. Onsite IT Services 	<ul style="list-style-type: none"> Cloud based PaaS travel IT solutions platform 	<ul style="list-style-type: none"> single Unified Enterprise Mobile Enablement platform 	<ul style="list-style-type: none"> Distribution of Packaged Software Products Domestic IT Services Account Mgmt. Program Mgmt. Onsite IT Services

Operating Business Lines



International Services

- Product Engineering & Enterprise IT solutions
- International footprint
- 43% of Co Revenues
- 79% of Co PAT



Technology Infrastructure

- IT Infrastructure Consulting, Licensing & Deployment
- Primary India footprint
- 57% of Co Revenues
- 21% of Co PAT



International IT Services

Industry, Business Process & Technology Focus

Transforming strategic business processes

Industry



Process

**CUSTOMER
ENGAGEMENT**

- Omni-Channel Commerce
- Analytics & Personalization
- CRM, Loyalty
- Mobile Consumer Apps

**ENTERPRISE
EFFICIENCY**

- ERP
- Business Intelligence
- SCM, HR, Finance
- Mobile & Social B2E

**IT COST
MANAGEMENT**

- Managed Services & Infrastructure
- Cloud & Virtualization
- Licensing Optimization

Tech.



Sonata : Footprint in IT Services



Travel

31% of Revenue



Strategic Customers

- World leading Tour Operator
- Top NA Corporate Travel Co



Retail & CPG

19% of Revenue



Strategic Customers

- World leading Retailer
- Global F&B CPG Leader



ISV

31% of Revenue



Strategic Customers

- Global Software Leader
- Top SMB ERP Co

Transformational Partner to Customers

Enabling a World Leader in Travel Retail stay ahead of the digital business shift

Evolution from brick and click to Omni-Channel business

- 20%+ YoY digital sales growth, 50%+ digital revenue

Front Office to Back Office IT systems services

- 300+ team of On-site and Off-shore mix;
30% saving in IT costs, est > 50Mn E p.a.;
50+ core applications transitioned, modernized; >80% Managed Services



10 Year Partnership Milestone

*“Sonata is a very important extension of the team and over the years has made a **significant contribution to our success in serving our customers better than anyone else in our business sector.**” Director IT*

Transformational Partner to Customers

Partnering launch of a new ERP by a Global Software leader

Engineering Excellence

- Beta One thru to global roll-out stages with ERP & engineering skills
- Vertical solutions partner – industry specific offering of core ERP

Value Added Services

- Engineering and integration services to partner eco-system globally
- Managed support with SLA adherence improved by over 30% to > 90%
- Go-to-Market partner with marquee Fortune 500 clients wins and project implementations



10 Year Partnership Milestone

*“Sonata has been an **important partner** in our ... journey for over a decade. The expertise they bring to the table makes **them a valuable part of the ecosystem..**, its partners and customers who seek to get more out of our enterprise class business solution. This 10 year anniversary is a significant milestone in our relationship with Sonata and we look to newer horizons ahead.” VP Engineering*

Way Forward : Platforms + Services for digital business



Turnkey partner for mid size (USD 500M+) customers in Travel, Retail & CPG, ISV vertical

Strategic acquisitions to enable 'the Future'



rezopia
FROM
SONATA SOFTWARE
TRAVEL SAAS

- Reservation, Distribution, Contracts & Operations on one single Cloud Platform
- Search & Book across Web, Mobile, Shop & Call Centre channels
- On the fly packaging across Air, Rail, Hotel & ancillary service inventory
- Integration to leading GDS and ERP applications



**Unified Enterprise
Mobility Platform**
halosys

- Core features of MADP, MAM, MBaaS & APIs on a single, unified platform
- Manage Apps + Data + Devices + Users
- OOB connectivity to all leading ERP
- Enterprise App Store

Building, integrating, looking to acquire platforms across Ecommerce, Analytics & DevOps to complete portfolio for 'Future Ready' IP led solutions.

The Future – Industry specific Platform solutions

Next Gen Travel Experience



Rezopia Travel SaaS

- Travel Distribution, Reservations, Contracts & Operations on one Cloud enabled SaaS platform
- Multi-channel search, book, call features
- Industry standard PCI DSS compliant multi-currency payment systems
- Companion Apps for assisted travel
- Social media sharing features

Omni Channel Retailer



Brick & Click Retail Platform

- Fully unified end to end platform from Engagement to Fulfillment
- Transformed Omni Channel Personalized Experience – In Store, On The Go, Online
- IOT Enabled & Pre-Integrated
- Complete Operations & Financial management capabilities
- Retina - Deep insights into Customers, Products & Purchase Patterns

Increasing impact on customer's digital solution needs



Top SMB ERP Company

Cloud & Mobile engineering ERP for SaaS enablement



World Leading Retailer

Engineering Omni Channel retail systems on a new technology stack



Top ANZ Rail Company

Enabling next-gen Rail reservation & ancillary services

Travel Platform in Action

Next Generation Rail Reservation system

A large rail network wanted to replace their legacy rail passenger reservation system with next-gen core IT system, capable of catering to multiple channels and revenue sources. The legacy system had limited features, long lead-time and costly developments.

Sonata's Solution encompassed:

- Rail segment specific customization of proprietary Rezopia Travel SaaS solution
- Distribution and booking across multiple channels such as web, mobile, reservation kiosk and call center
- Scheduling, packaging and notifications across revenue streams such as core rail tickets and ancillary services
- Integration to existing financial and accounting systems for head office functions

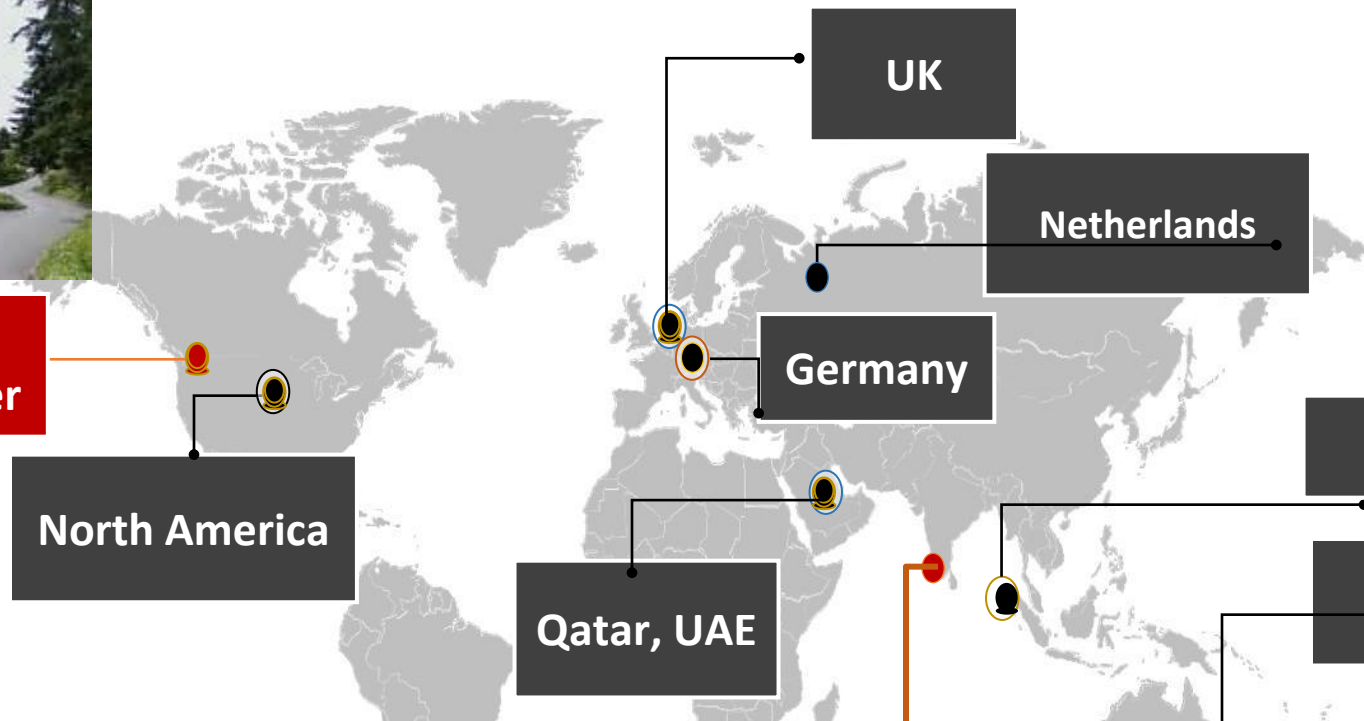
The new solution brought significant benefits by providing enhanced consumer experience as well as business capability with cloud based core rail ERP application which is feature rich, fast and easy to maintain.



Global Service & Delivery Footprint



**Redmond - US
Development Center**



**India
Bangalore, Hyderabad**





Technology Infrastructure

TIS : Strategic fit to overall Sonata business

- Strategic partnerships with leading technology providers – Microsoft, SAP, Oracle, Appcelerator
- Relationships act an advantage in accessing emerging technology solutions
- High RoNW at >35% levels
- 360 degree footprint across Engineering, Implementation, Go to Market in IT value chain in key technologies – e.g. Dynamics AX

Wide portfolio of technology solutions

with leading and emerging partners

PORTFOLIO OF WORLD-CLASS ALLIANCES



**360 DEGREE CORPORATE
FOOTPRINT**

PE | PDS Implement | GTM

End to End Capability
on Technology Needs

**IN-HOUSE SOLUTION
CENTRE OF EXCELLENCE**

Expert Deployment Team |
Customer POC | Best
Practices Templates

**NEW TECHNOLOGY
ADOPTION**

SMAC | Platforms | Appliances

Cloud, MoovWeb,
Exadata

EXPERTISE | RELIABILITY | SPEED
in accessing technology solutions

Keeping business prepared to compete...

with up to date technology infrastructure



CORE IT INFRASTRUCTURE

- OS, Servers, Cloud & Virtualization
- Security, Identity & Access
- Infrastructure Management, Optimization & Support

Core Enterprise Infrastructure migration to Cloud for cost optimization

Leading Brewery Company




EMPLOYEE PRODUCTIVITY

- Communication & Collaboration
- Work Tools & Applications
- Onboarding & Support

Patient care enhancement thru collaborative work tools for doctors

Leading Hospital Chain



BUSINESS APPLICATIONS

- E. Comm, Digital Marketing, CRM, BI, Mobility, ERP, SCM
- IT Appliances
- Consulting & Support

Enhanced business responsiveness thru next gen IT Appliances

Leading Bank



Financials

Result Snapshot – Q2 FY 16

INR Crores

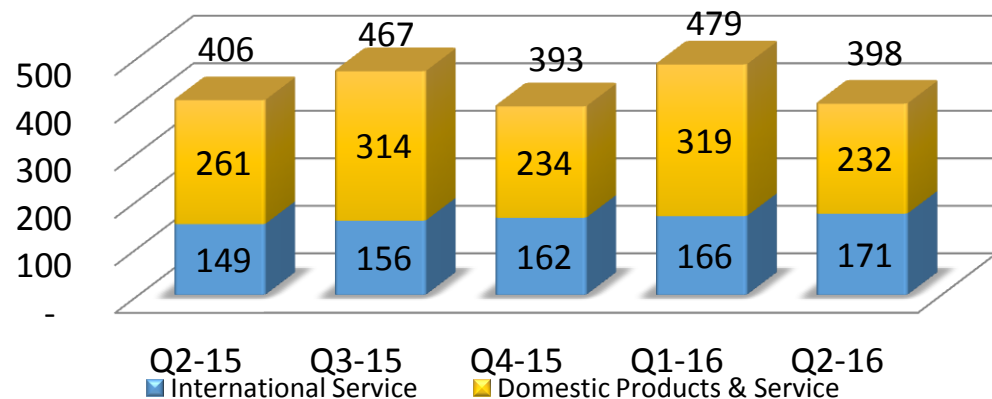
Description	For the Quarter ended					For the half year ended		
	30-Sep-15	30-Jun-15	30-Sep-14	QoQ	YoY	30-Sep-15	30-Sep-14	YoY
Revenues								
International IT Services	170.7	165.6	148.8	3%	15%	336.3	288.5	17%
Domestic- Products & Services	231.6	319.1	260.7	-27%	-11%	550.7	544.3	1%
Consolidated	398.4	479.2	405.5	-17%	-2%	877.6	822.7	7%
EBITDA								
International IT Services	45.3	42.3	35.6	7%	27%	87.5	71.1	23%
Domestic- Products & Services *	14.2	14.4	9.4	-2%	51%	28.6	18.2	57%
Consolidated *	58.8	55.7	44.5	5%	32%	114.5	88.7	29%
PAT								
International IT Services	31.0	29.8	25.4	4%	22%	60.8	51.7	18%
Domestic- Products & Services	8.4	8.4	5.7	0.1%	46%	16.7	11.4	46%
Consolidated	39.3	38.2	31.1	3%	26%	77.5	63.2	23%

* Includes "exceptional Item" Interest income of ₹2.7 crores & ₹0.96 crores received in Q1 & Q2 of FY2015-16 respectively and ₹1.6 crores received during Q1 of FY2014-15 on Income-Tax refund received.

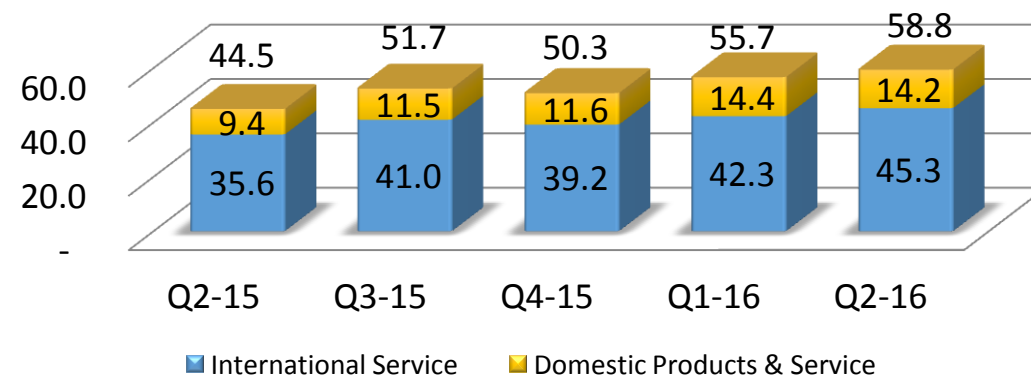
Consolidated - by Quarter

INR Crores

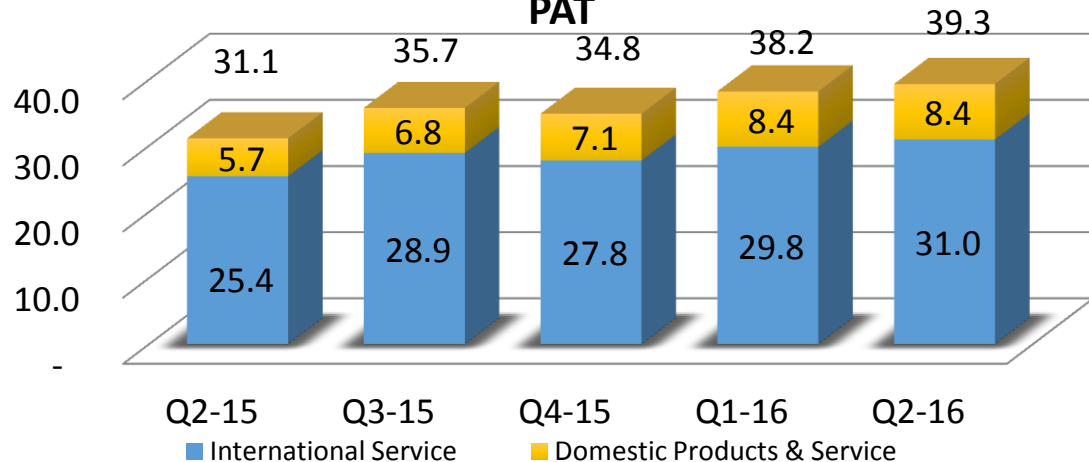
Revenue



EBIDTA



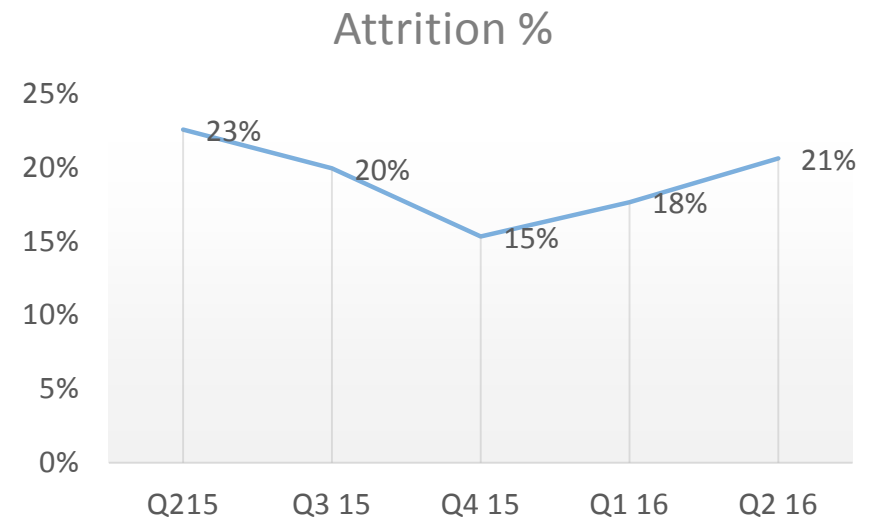
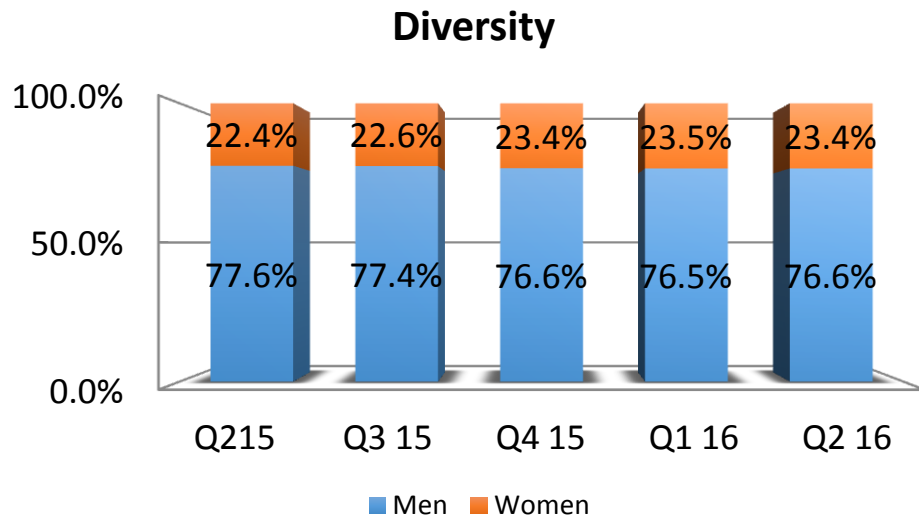
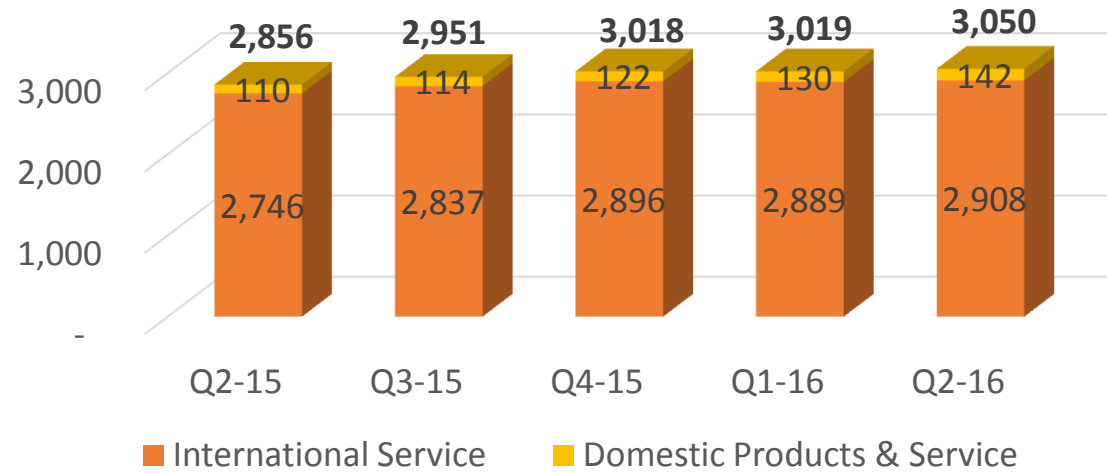
PAT



	QoQ	YoY
Revenue	-2%	-17%
EBIDTA	5%	32%
PAT	3%	26%

Note : Q1-16 & Q2-16 EBIDTA and PAT includes exceptional income of Interest on IT Refund

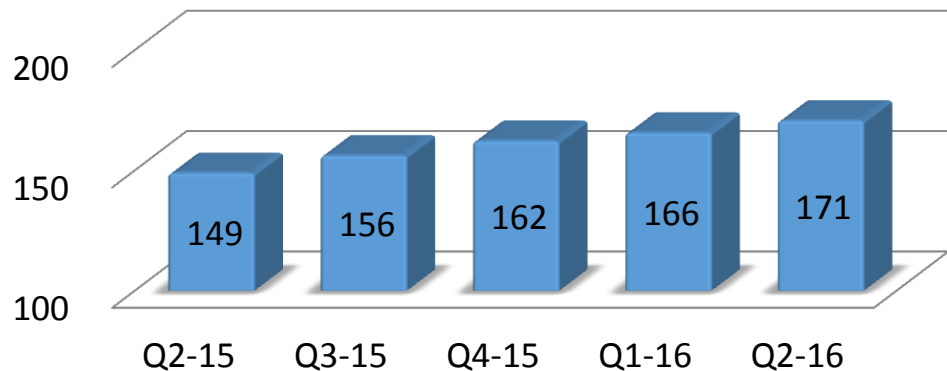
Headcount



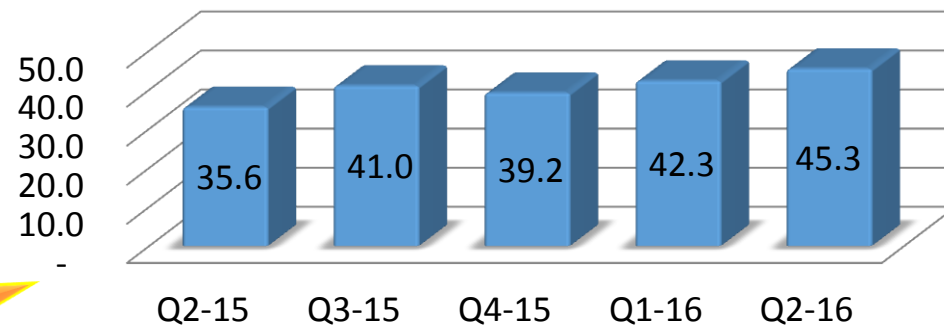
International IT services – by Quarter

INR Crores

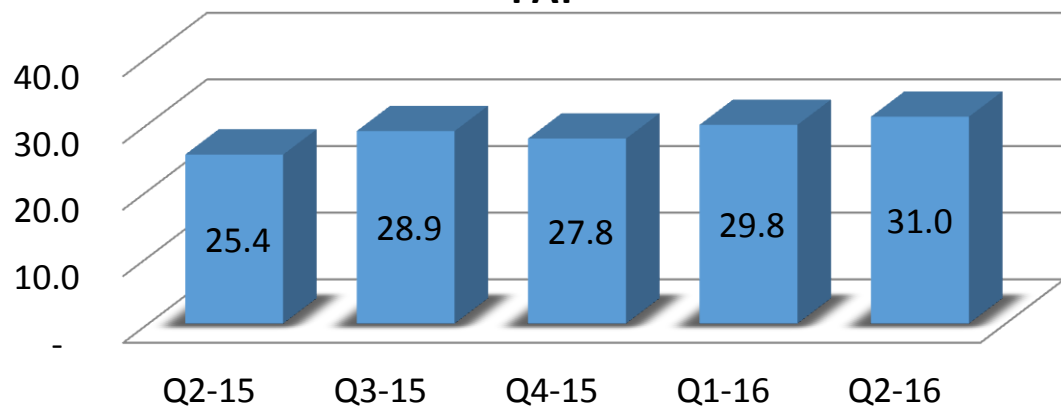
Revenue



EBIDTA



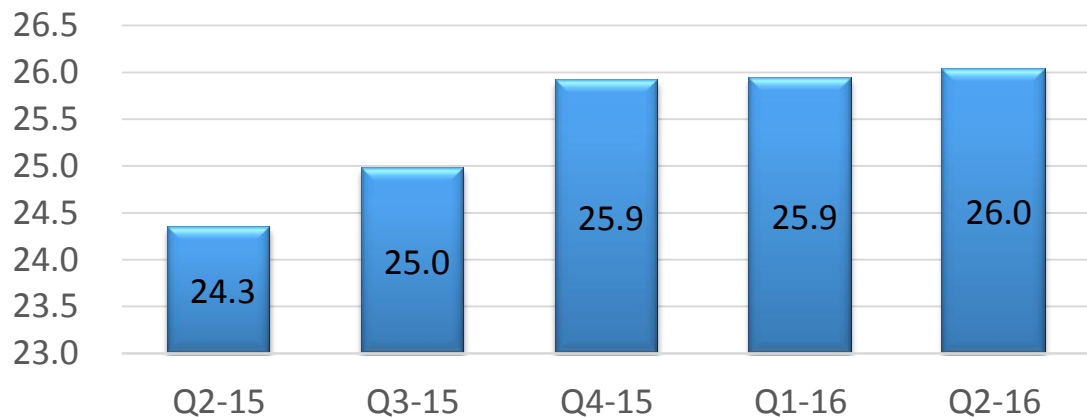
PAT



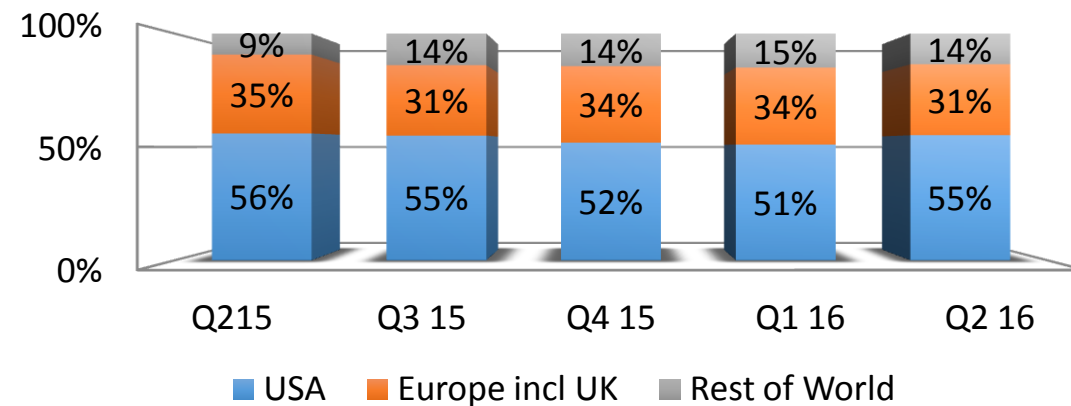
	QoQ	YoY
Revenue	3%	15%
EBIDTA	7%	27%
PAT	4%	22%

Revenue Mix

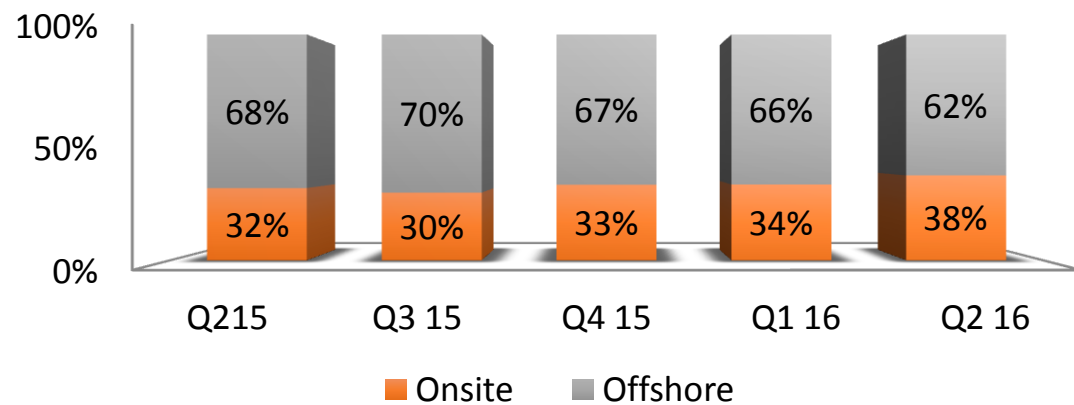
Revenue \$ mn



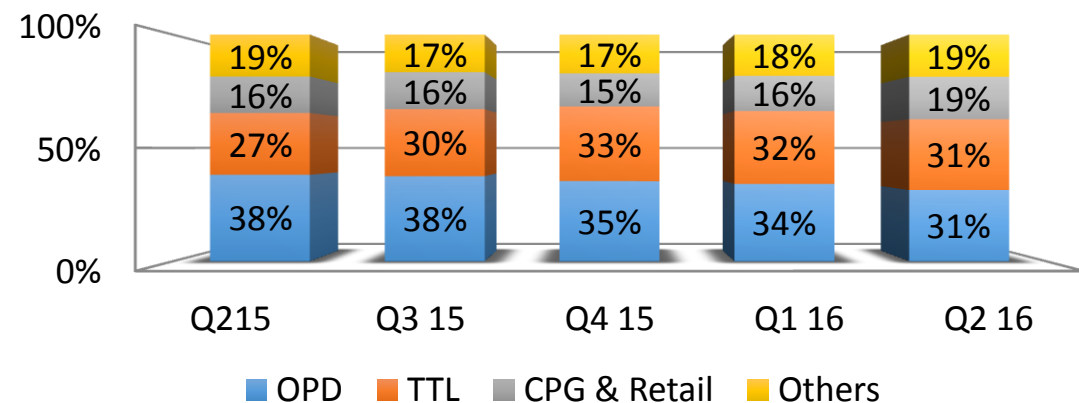
Geography



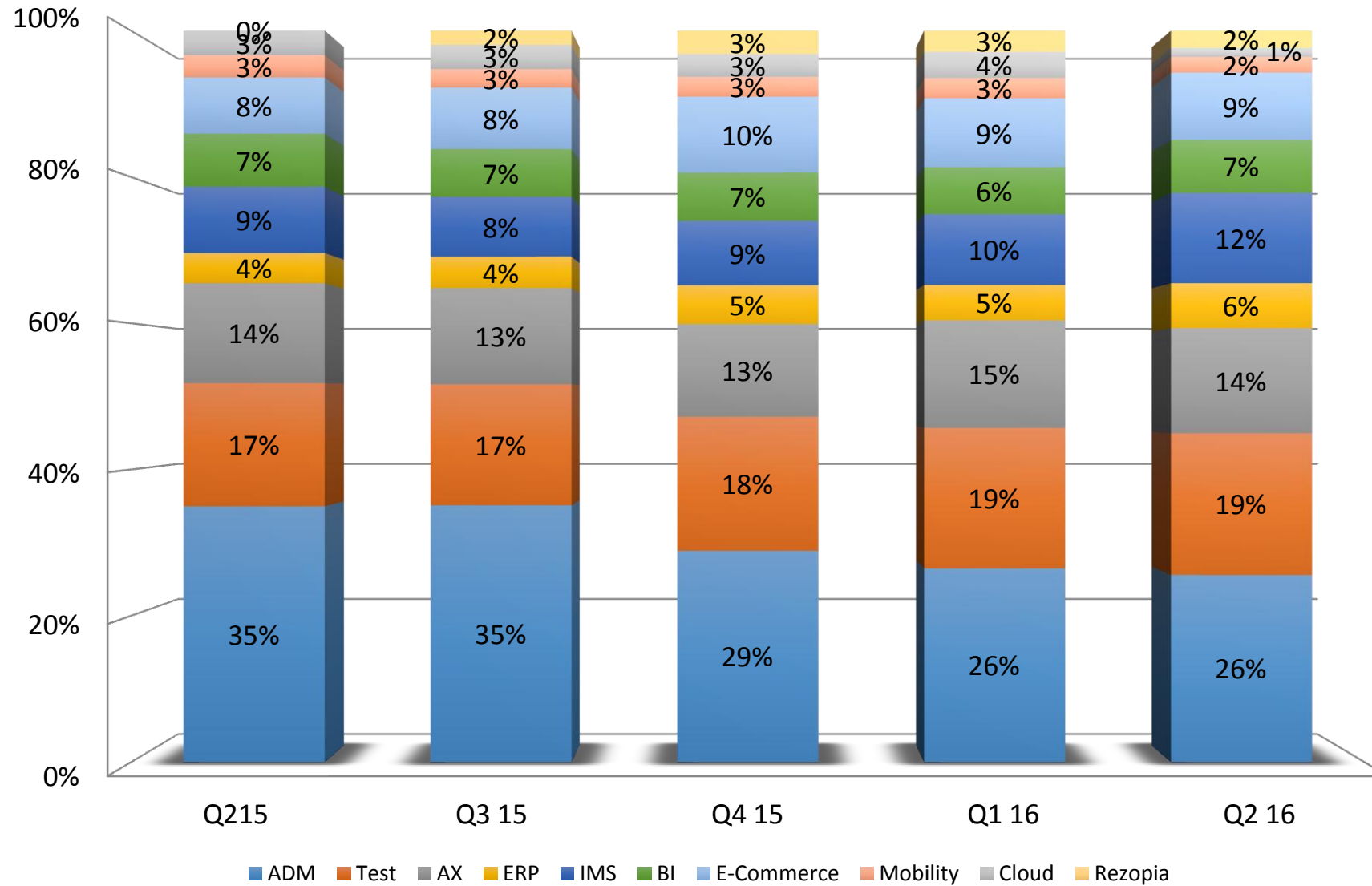
Onsite / Offshore



Vertical



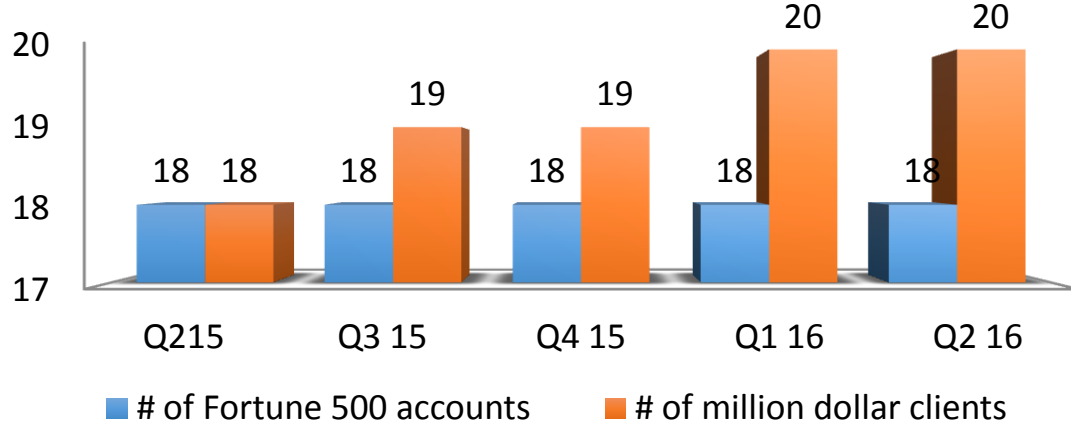
Revenues by Service Line



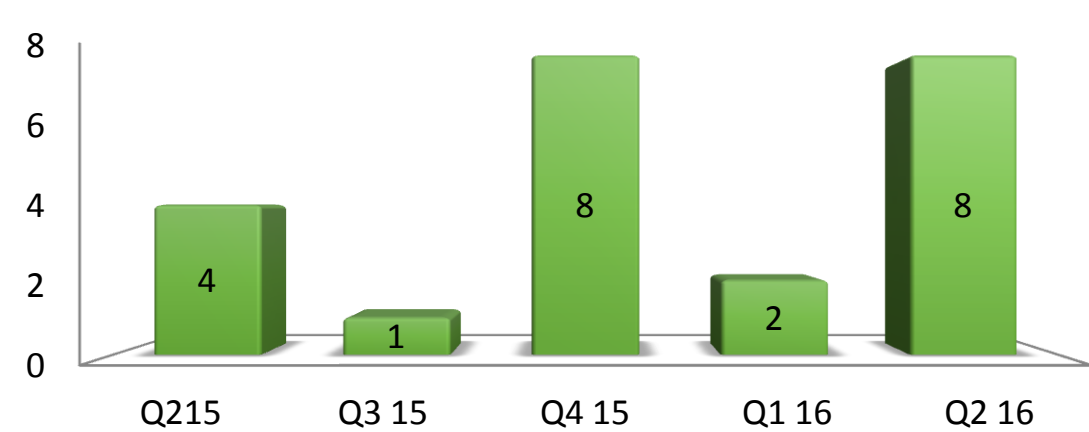
Note:- Digital components includes revenue **from** BI, E-commerce, Mobility, Cloud, Rezopia

Revenue by Customers

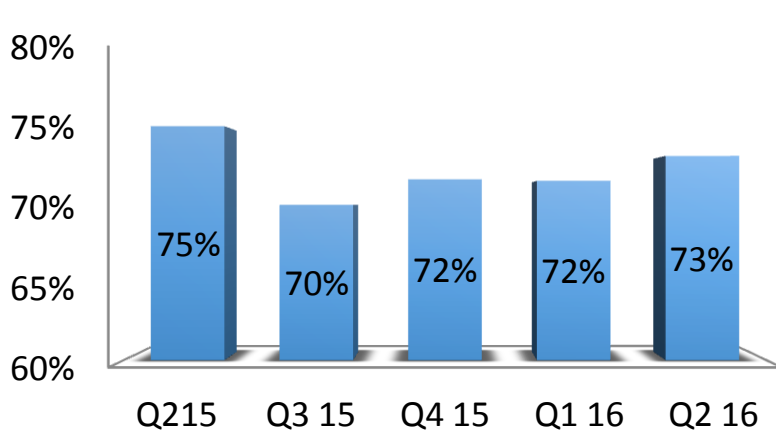
Customer Category



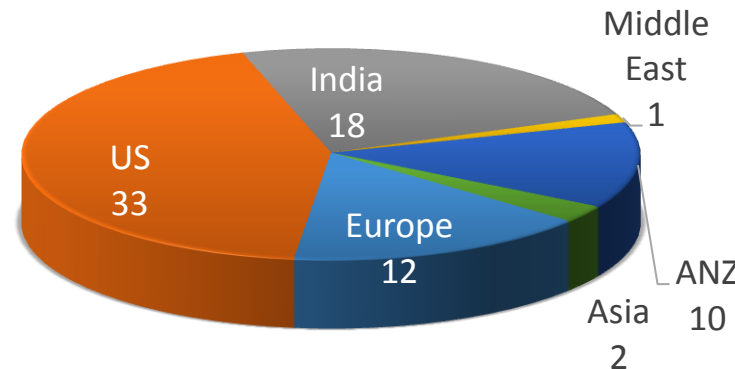
New Customers



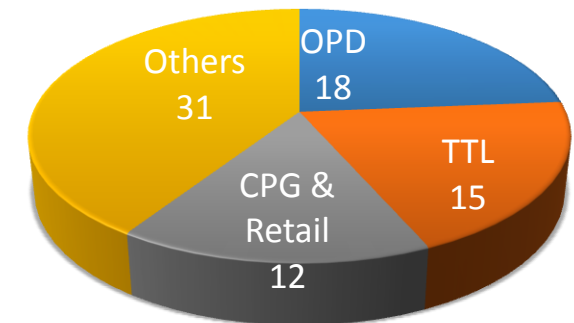
Revenue from Top 10 customers



No. of customers by Geo



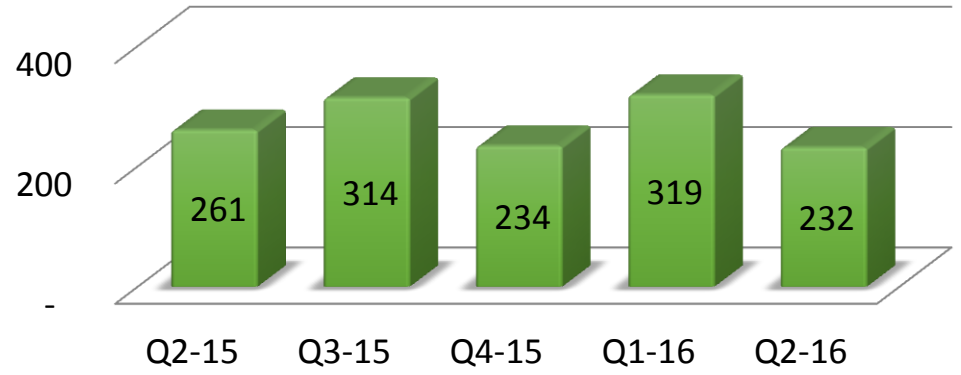
No. of customers by Vertical



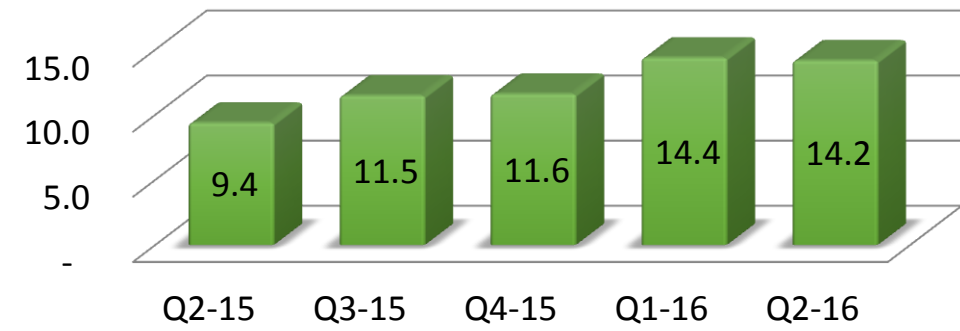
Domestic Product & Services – by Quarter

INR Crores

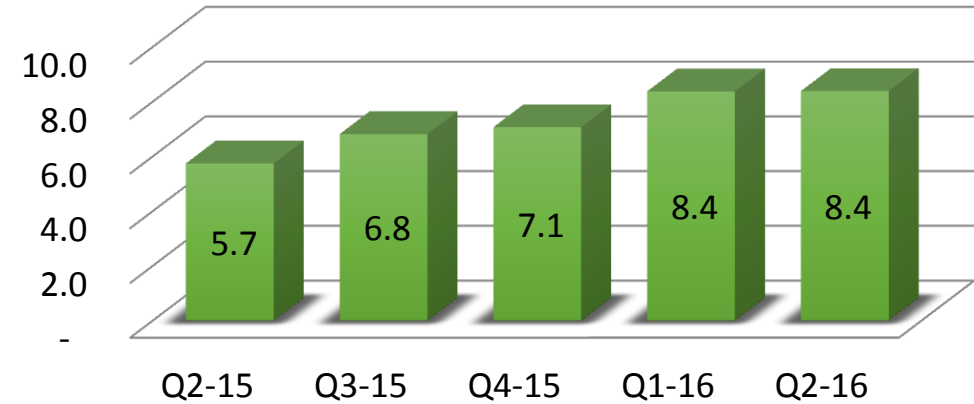
Revenue



EBIDTA



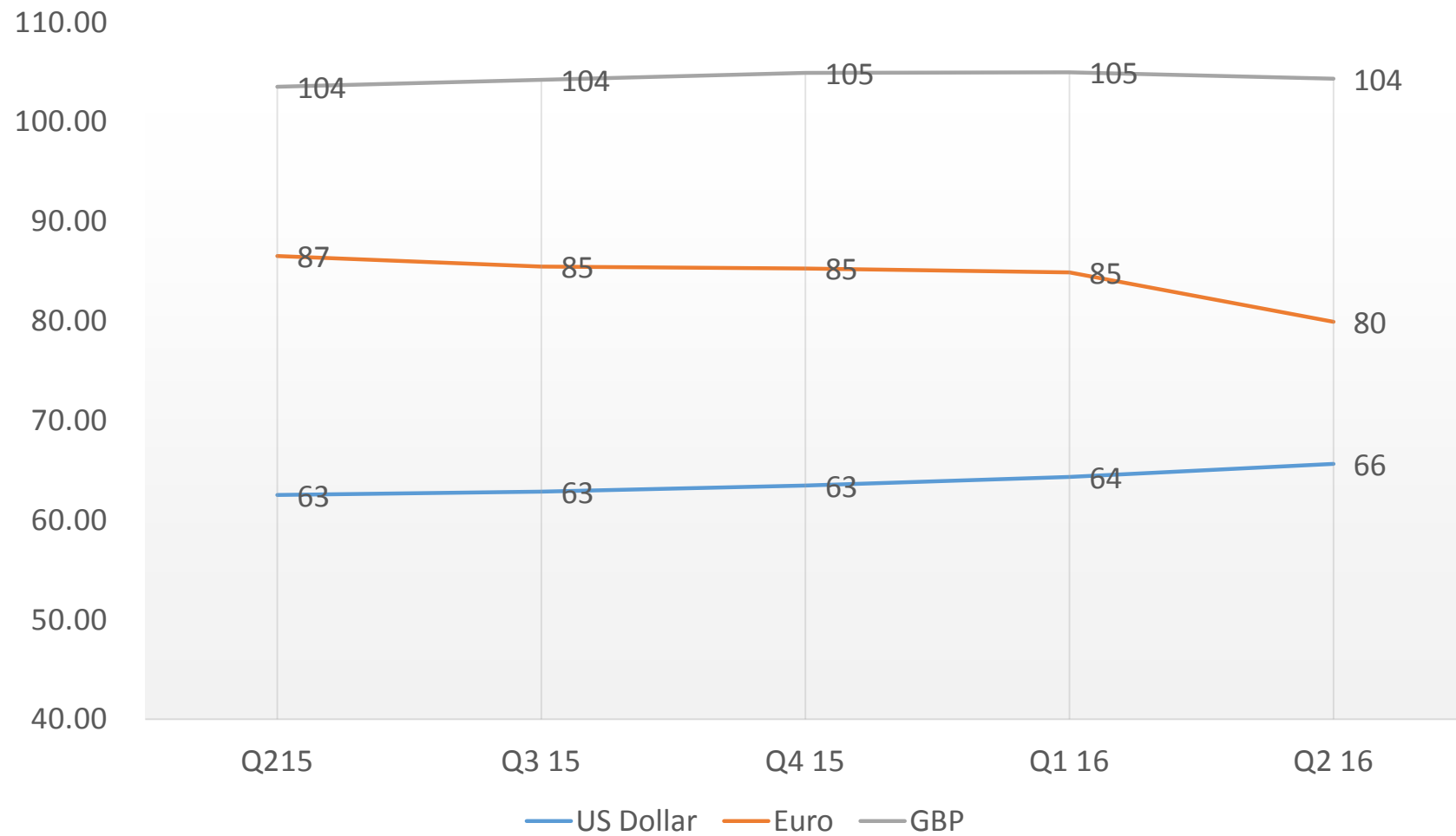
PAT



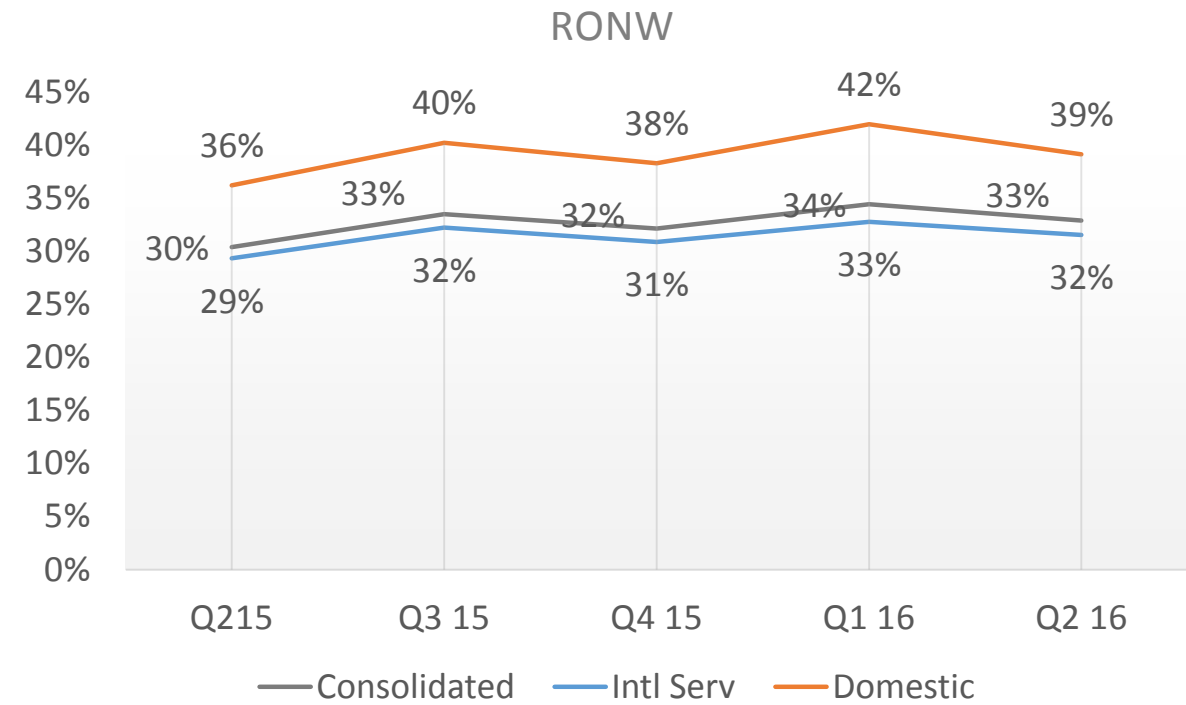
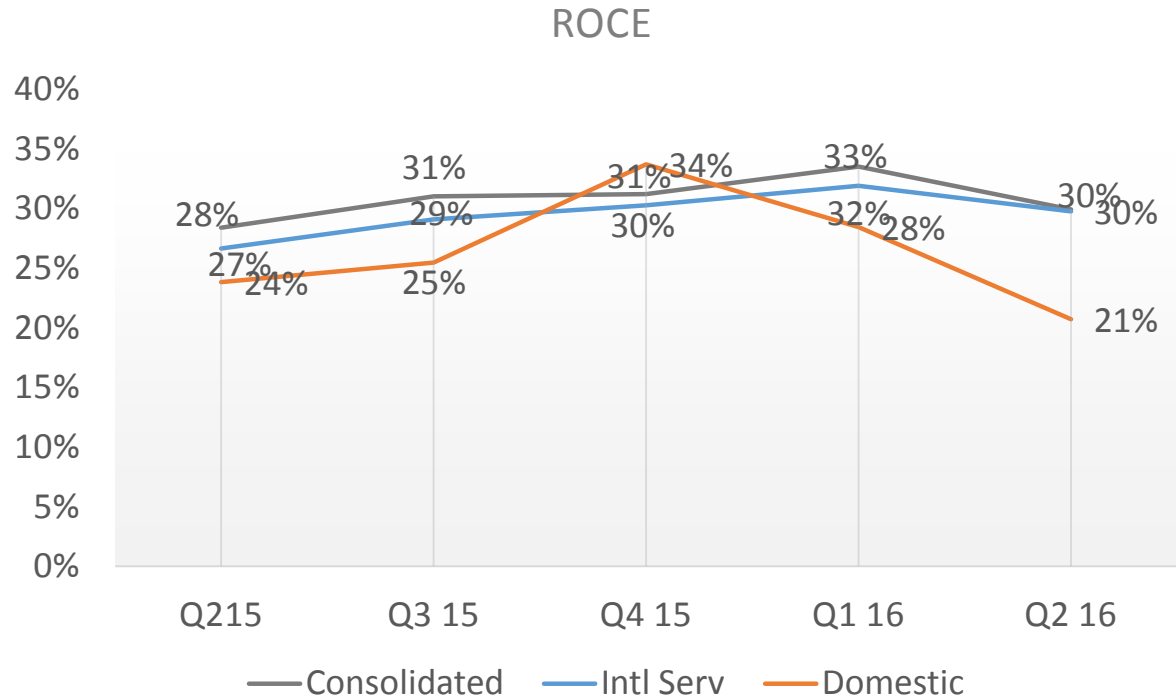
	QoQ	YoY
Revenue	-27%	-11%
EBIDTA	-2%	51%
PAT	0%	46%

Note : Q1 FY 14-15 & Q1 FY 15-16 EBITDA and PAT includes exceptional income of Interest on IT Refund

Rupee Realization

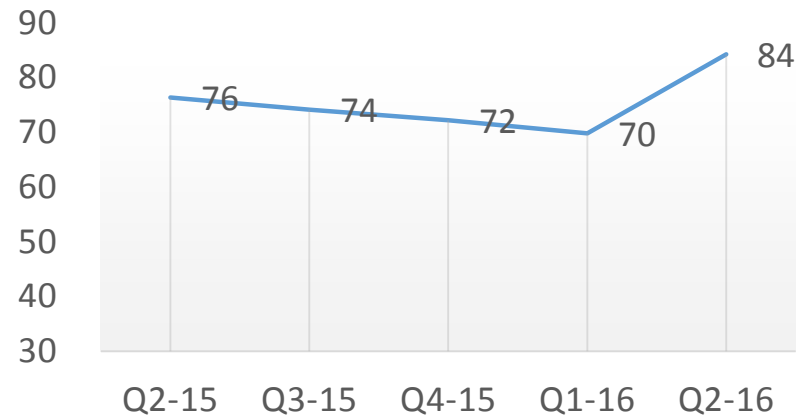


ROCE & RONW

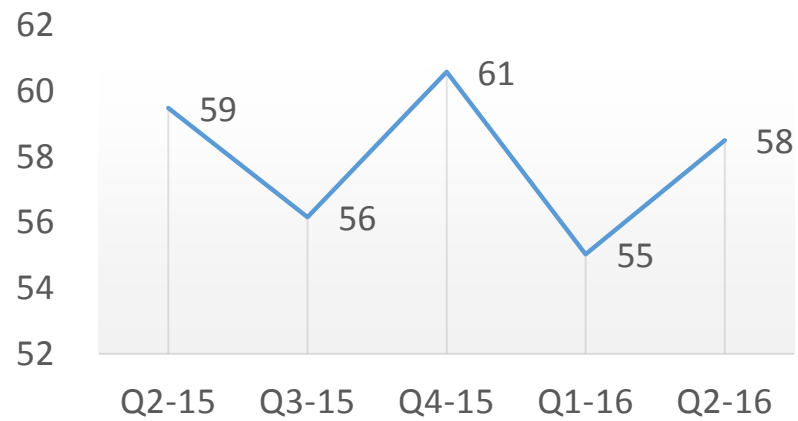


Day Sales Outstanding

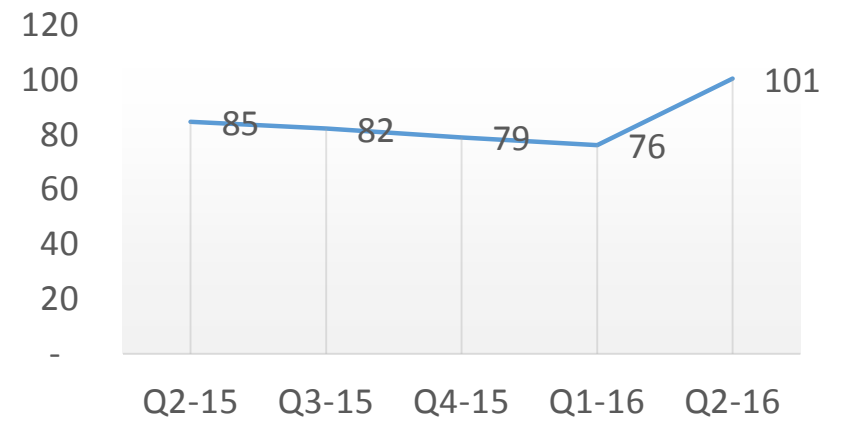
Consolidated



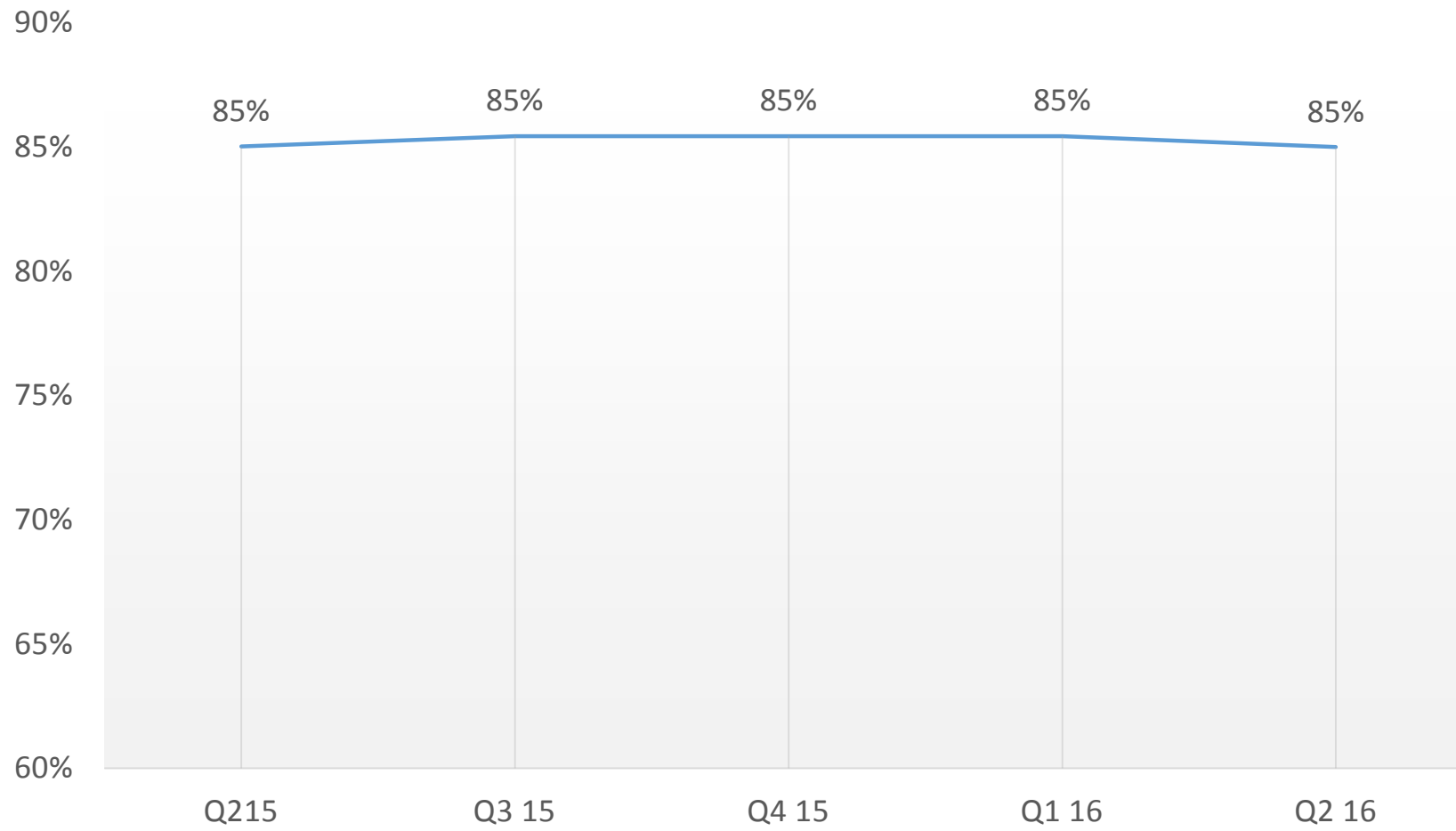
International Services



Domestic



Utilization



GO DEEPER

Transform business with IT



Thank You!



www.linkedin.com/company/sonata-software



www.facebook.com/sonatasoftware



www.twitter.com/sonata_software

www.sonata-software.com